



Buzzword



West Sound Beekeepers Association

Editor:—Basil Gunther 360 297 5075

Volume X Issue XII June 2007

October 16, 2007 Meeting

7:00P.M.

Stedman's Bee Supplies
Silverdale, WA

Next meeting November 20, 2007

Program

6 PM Bee—ginner Class


7 PM Program/Meeting

8:30? Queen Rearing Group

INSIDE THIS ISSUE:

Page#

Presidents Message	2
Minutes	3
Fall Feeding	4
Honey is the Bee's Knees	8
Regional Meeting Dates	9



President /Webmaster George Purkett



360 895 9116

Vice President/Librarian Roy Barton



360 613 0175

Secretary Judy Gunther




360 297 5075

Treasurer Dennis Heeney



206 842 5545

Educational Materials Barbara Stedman



360 692 9453

Education Chair Paul Lundy



360 297 6743

Queen Rearing Group Leader Maya Bewig



360-379-5564

This Meeting's Refreshments:

Drinks: Don Stevens

Snacks: Debbie Wiesdepp

Message From The President:

The following are the ramblings of the acting supreme leader, George:

Have you found a dry day to inspect your bees lately? I looked in one hive today and found nobody home. There were a few drones that were seeking refuge from their recent evictions from other hives. There were a few scattered workers from other hives cleaning up the last bits of honey from the super. Not a sign of a brood nest. I wonder if I inadvertently moved the brood nest from this hive into another hive a while back...hmm. I still need to decide what to do with the single deep hives I have my locally grown queens in. The calendar says I should have them fed up by mid October...that isn't going to happen. Combine with each other? Combine with larger hive? Or attempt to feed them a bit throughout the winter?

I have recently finished reading a book called "Fuzzy Logic" and I would like to pose the following two questions to you all that were posed in the book:

Which of the following statements is more true?

An ostrich is a bird.

A chair is furniture.

By how much?

First let me tell you that the fuzzy logic book was not really a bee book and that I will give no other hints. See if you can come up with answers.


I like it when someone comes up with a plan. Especially when it is a cunning plan. I believe we all have them within us. If we can just let them out and get them evolved into a workable plan, then wondrous progress can be made. Sometimes the most cunning plans are not workable and some workable plans just do not get evolved. Your mission for this month is to think up a plan...a cunning plan. Write down your cunning plan, fold up the plan as small as possible and wrap it up in a \$20 bill. Two bills if the plan is very cunning. If you have difficulty coming up with a plan on short notice, just fold up the \$20, it is the thought that counts. Then at the next meeting, sneak your packaged plan to the president, vice-pres, or any other office holder. If your mission is successful, I will end up with a pocket full of cash and you will have taken the first step in evolving your cunning plan. And what to do with all of the cash...Start an 'Anybody but George' campaign for the spring elections.

George

And a poem...

If I were a bee what would I see
A swarm in a tree
Flowers waving pollen at me
Colony mites no bigger than a flea
Some sights are pleasant to me
Others are dreadful you see.

Minutes From The September 18, 2007 Meeting



Submitted by Judy Jennings

George Purkett presided at the meeting.

No reading or approval of minutes due to the August picnic.

Treasurer's Report: None due to absence of the treasurer.

Education Committee: Paul Lundy reminded us that the Young Beginning Beekeeper Grant (information on our web site) is still available. Teenage beginning beekeepers can apply for up to \$200 to buy equipment, also get to attend beekeeping class, and includes a one year membership in the WSBA. Bee-ginner Beekeeper class will be winding up soon with a short break over winter before restarting in the spring. Paul will still arrive at 6 for informal bee-ginner discussions.

Beginners are also encouraged to help care for the Club Apiary over winter.
Who's coordinating that effort?

Old Business: None to speak of...unless you count the brief discussion on the latest buzz about CCD supposedly caused by Israeli Paralysis Virus brought in on Australian package bees. George tracked down the original article and found it was less than definitive than the spin off articles circulating around the nation. CCD is still believed to be a multiple cause phenomenon, though IPV genetic material did stand out in samples of ground up affected bees compared to unaffected bees. George did a similar thing with the original article, which was perhaps too lengthy and technical for the rest of us, grinding it up and picking out the material that stood out.

New Business:

- Andria Houghton volunteered to find and reserve the site for our Annual Holiday Banquet and Auction. Don't forget to accumulate your interesting and valuable auction items to donate for the auction!
- George couldn't wait and ran a silent auction of his own during the meeting. He is donating the proceeds to the Association and now has a little more room, hopefully, for his latest experiments.
- There was a discussion on getting guest speakers. Possibilities include former WSBA president Paul Hosticka, to give his increasingly popular Queen Rearing presentation (Paul Lundy's working on that), Award winning candle maker, Van Sherod, to share his candlemaking techniques and show us his equipment (perhaps George will convince Van to take some time off from house restoration!), and at the meeting, an experienced, ex-commercial queen rearer, Bob Rice was a guest to our meeting and might

be persuaded to give a talk on queen rearing sometime soon! There was also much enthusiasm for Chanetta Ludwig to bring us up to speed on Apitherapy and her efforts in that field.

At The Meeting:

- Paul Lundy enthusiastically promoted the upcoming State Bee Convention this month in Winthrop, Washington.
- George Purkett spoke positively about the Eastern and Western Apiculture Societies and their journals.
- Members of the Queen Rearing Group told of some of their experiences and met later, after the regular meeting.
- Don't forget to take advantage of the club Library and lighten Roy's load!

Fall Feeding

By Walt Wright Bee Culture magazine - Nov. 11, 2005

Here's a way that's fast, easy and the bees can use.

All the experts have had their turn at generating an article on the subject of feeding honey substitutes. Those articles generally provide the pros and cons of the various popular techniques such as top jar, division board, boardman, etc. There is no substitute for comb feeding when a large amount of feed must be moved in a short time. This is especially true in clustering temperatures. Other feeding techniques permit limited access to the source, as in a perforated mason cap. Comb feeding provides an expanse of open cells to encourage literally thousands of bees to move feed at the same time.

First some background on when and why Fall feeding is required. As is the case in most of my output, some literature bashing is included in the following treatment

The literature, coming from the northern tier of eastern states, does not seem to recognize that they are keeping bees outside the normal climate range of the European honey bee. Perhaps that opinion should be supported with a few brief statements:

(1) If you trace the U.S./Canadian western border around the globe to Europe, it passes south of England and north of Paris in northern France. Neither English nor French Winters are in the same league with the winters in Minnesota.

(2) The 60-degree boundary of northern Saskatchewan and Manitoba, Canada passes south of Helsinki, Finland. The southern end of the Scandinavian countries is well populated and the northern area of the Canadian provinces has mainly First Nation people living there.

(3) Central Europe does not have the equivalent of the 'Alberta Clipper' moving southeastward that brings the polar air mass in Winter to the U.S. Northeast.

(4) Latitude is not the only factor in Winter severity.

The point of this trivia is that European Winters are less severe than north central and eastern U.S. Winters. Do you know of a strain or race of Apis M. that is native to Central Norway? If so, I could be encouraged to re-think the opinion that north central and north eastern U.S. is outside the natural climatic range of the European bees we use. In our coldest regions, the honey bee survival traits are pushed to their marginal limits. One aspect of their survival format is pushed beyond limits. They want to Winter the cluster on a brood nest filled with nectar after brood rearing ceases in the Fall. In northern areas where frost/freeze weather stops forage availability while they still have brood, the colony cannot make it happen. They are forced to relocate up on solid capped honey.

To get back to feeding, this article will stop the discussion here with the note that feeding may be required to fill the brood nest for wintering. More details can be found in two earlier articles, the Nov. 03 and Sept. 04: Bee Culture.

The literature recommends heavy syrup for Fall feeding. That is a valid recommendation if you have been both greedy and callous in your harvest of honey. Were you not greedy, you would have left enough for the bees to Winter. Were you not callous, you would not offer a substitute for their hard-earned Winter rations. In case you hadn't noticed, I look at beekeeping from the bee's perspective.

In northerly locations where brood rearing extends beyond forage availability in the field, you need to consider assisting the colony in preparing the brood nest. In one of the earlier articles, you were invited to check these concepts by opening a couple colonies in December. If, on your last hive opening in the Fall the cluster was in the lower deep, and in the upper deep in late Winter, they may have relocated upward off the empty brood nest. You likely didn't check it out yet, but you have another opportunity to do it this week and through the month. The colony can be enticed to move back down to the brood nest if there is sufficient mild weather left to move the feed.

In early Winter the typical colony has gone into the conservation mode. After stopping brood rearing for the season, they go into essentially full-time clustering. Both those actions reduce honey consumption. Without brood, the cluster internal temperature is permitted to drift lower and the insulating bees of the cluster shell become inactive. Once they reach this conservation status, they are reluctant to break cluster. If the brood nest has been properly filled, the fuel to warm the cluster is readily available for early Winter. If the brood nest doesn't get filled, and they are forced to relocate up onto solid capped honey, mid Winter brood rearing is slowed.

The timing of the sequence above suggests a need to feed by a means that moves feed in minimum time. Comb feeding meets that objective. Assuming some mild days are present between waves of ever-colder days, there is some time to help your bees fill the brood nest. This beekeeper highly recommends taking the time to do it. You will be rewarded by better wintering of the colonies in your charge.

Filling comb with simulated nectar requires that you impart some velocity to the feed. The same surface tension that keeps nectar in horizontal comb cells resists penetration from the other direction. Dipping comb won't work. I probably shouldn't publicize my mental ineptitude, but several ways were tried to impart velocity to the feed. First, using a quart jar with perforated cap like a saltshaker.

Two problems with that approach: slippery jar and it took as much time refilling the jar as filling comb. Then, a garden sprayer with a fan nozzle attachment was tried. Too much time pumping up the sprayer pressure. Finally, the light bulb came on: Try gravity. Gravity works very well.



In the picture at the left, Perma Comb®(PC) is being filled with nectar substitute. PC is rugged and can stand considerable abuse. Both PC and natural comb in wooden frames will float in the tub of feed.

Higher sidewalls on the tub of feed are recommended to contain the splatter of feed in the surrounding area. It's not advisable to antagonize the regular kitchen crew.

This picture also shows individual droplets of feed between the can and the comb. In use, it looks like a sheet of feed and only takes a few seconds to empty a half can of feed. One pass, over and back, will fill most of the cells. If you want 100% filling,

it may take another half can.

Quick and dirty procedure! Scoop up a can of feed, fill one side and flip the frame over to fill the other side




This picture (to the left), shows draining the excess off the comb. Invert the frame to avoid drips on the way to the transport box.

Very little feed is lost en route to the bee yard. (because of that surface tension thing.)



The transport tray is shown in this picture on the left. Those are homemade telescoping covers that never got metal covers. There were so many uses for them, including this one, that the inside joints were caulked to make them watertight. Any drips collected can be poured into the hive when the comb feed is installed.

A three-pound coffee can is the main equipment needed for this process. The bottom line of holes is shown. This is not my best can. It just happened to come to the top first. Notice the staggered line of holes on the left side in the photo. That arrangement of holes works better than the solid line of holes on the right side. If the holes are too close, or too large the flow tends to converge into a stream. The top of the can is not shown. One side is squared off to make a scoop to pick up feed in the tub and the opposite rim is folded inward to make a finger grip.



Several years ago a time test was run to see how fast a super could be filled with this procedure – in case I ever got around to writing this article. In the hurry-up mode care was not taken to fill every cell (estimated at about 90% of capacity). And draining off the excess was limited to a couple quick shakes over the tub. Nine frames could be almost filled in seven minutes. Moving boxes in and out of position, and mixing another batch of feed took almost as much time as filling a super. But a medium super could deliver more than two gallons at a time - with one hive opening. There is no feeding system that is man-hour free. We consider this system to be competitive in man-hours spent and has advantages that others do not have.

The literature recommends a two to one ratio by weight for Fall feeding. That's fine for supplementing Winter stores overhead. But if the feeding is intended to fill the brood nest, the bees naturally use nectar. And what is the ratio of sugar to water in Fall nectar? It's certainly not two to one. In the September ABJ, George Ayers reports that the sugar content of New England aster is about 25%. Further he says that that amount is 'fairly dilute.' Until I get more data, I'm using 1/2 to one as a mixture ratio to fill the brood nest. That's roughly a four-pound bag of sugar to a gallon of water. In the past, I have cut 55% HFCS half and half with water. That's in the same ballpark. Those of you that have more time to burn can research this question further. Let us know what you learn.

Some beekeepers recommend weighing hives in the Fall to verify adequate Winter stores. Like the 'heft' test, preparation of the brood nest is not fully verified. There are so many variables in per-hive weight that it would be quite difficult to select a go/no go weight that proves proper brood nest filling. As an example, just the variation in honey weight in a full deep can obscure the nectar weight in a Fall brood nest.

In my area, colonies typically get the brood nest filled with nectar after brood nest close-out. But not always. One year there was almost none and another year about half filled. As we go north to the Canadian border, the probability gets worse to the point where its almost a certainty that it won't get done. When you get a killing freeze before brood nest close out, there is no field nectar. Since I live about six miles from the Alabama state line, there is a large area where this feature of colony preparations for Winter has some impact.

If you enjoy Winter losses, you can totally ignore this article.

Walt Wright is a retired engineer and a hobby beekeeper in Tennessee.

Honey is the bee's knees for staying young



He
climbed
and
he
climbed
and
he
climbed,
and
as
he
climbed
he
sang
a
little
song
to
himself.
It
went
like
this:

Isn't it funny
How a bear loves honey?
Buzz! Buzz! Buzz!
I wonder why he does?

PERHAPS Winnie the Pooh knows something we don't. Honey could soon be marketed as a way to combat the effects of ageing.

Lynne Chepulis and Nicola Starkey of the University of Waikato in Hamilton, New Zealand, raised rats on diets containing 10 per cent honey, 8 per cent sucrose, or no sugar at all for 12 months. The rats were two months old at the start of the trial, and were assessed every three months using tests designed to measure anxiety and spatial memory.

Honey-fed rats spent almost twice as much time in the open sections of an assessment maze than sucrose-fed rats, suggesting they were less anxious. They were also more likely to enter novel sections of a Y-shaped maze, suggesting they knew where they had been previously and had better spatial memory.

"Diets sweetened with honey may be beneficial in decreasing anxiety and improving memory during ageing," says Starkey, whose work was funded by Fonterra, a dairy company interested in sweetening yogurt with honey.

She suggests the findings may be due to the antioxidant properties of honey, which have previously been demonstrated in humans. The results

were presented at the Association for the Study of Animal Behaviour meeting at Newcastle University, UK, last week.

2007 Washington State Beekeepers Association (WASBA)
Fall Conference

October 18, 19 & 20, 2007

Sun Mountain Lodge

Winthrop, WA

For Schedule, Speakers and Topics go to www.wasba.org

2007 Oregon State Beekeepers Association(ORSBA)
Fall Conference

November 1-3

Newport, Oregon

For more information go to www.orsba.org